

## Siliguri Municipal Corporation

Estimate for:

CONSTRUCTION OF TOILET BLOCK ( CT/PT ) MODEL NO-F  
TOILET SEAT - 2 NOS AND URINAL-3, SCHEDULE ITEMS.

**Construction of Public Toilet at Bikash smrity uddan, ward  
no -24**

SL-

29

All Linear measurements are in metre

| Item Number                           | Description of Item  |        |        |         |        | Quantity         | Rate             | Unit           | Amount Rs.     |
|---------------------------------------|--|--------|--------|---------|--------|------------------|------------------|----------------|----------------|
|                                       | Member   | Number | Length | Breadth | Height |                  |                  |                |                |
| PWD(WB)/BUILDING WORKS/Page-1/Item-2  |  |        |        |         |        |                  |                  |                |                |
| 1                                     | Earth work in excavation of foundation trenches or drains in all sorts of soil (including mixed soil but excluding laterite or sand stone) including removing, spreading or stacking the spoils within a lead of 75m. as directed. The                                     |        |        |         |        |                  |                  |                |                |
| 1.01                                  | (a) Depth of excavation not exceeding 1.500 mm.  |        |        |         |        |                  |                  |                |                |
|                                       |  | 4      | 1.20   | 1.20    | 1.00   | 5.76 Cu.M        |                  |                |                |
|                                       |  | 1      | 1.00   | 0.375   | 0.15   | 0.06 Cu.M        |                  |                |                |
| <b>Total</b>                          |  |        |        |         |        | <b>5.82 Cu.M</b> | <b>11927.00</b>  | <b>% Cu.M.</b> | <b>694.15</b>  |
| PWD(WB)/BUILDING WORKS/Page-1/Item-3  |  |        |        |         |        |                  |                  |                |                |
| 2                                     | Earth work in filling in foundation trenches or plinth with good earth in layers not exceeding 150 mm. including watering and ramming etc.layer by layer complete .(payment to be made on the basis of measurement of finished quantity of work).                          |        |        |         |        |                  |                  |                |                |
| 2.01                                  | (a) With earth obtained from excavation of foundation.   |        |        |         |        |                  |                  |                |                |
|                                       |  | 4      | 1.20   | 1.20    | 1.00   | 5.760 Cu.M       |                  |                |                |
|                                       |  | 1      | 1.00   | 0.375   | 0.15   | 0.056 Cu.M       |                  |                |                |
| <b>Total</b>                          |  |        |        |         |        | <b>5.82 Cu.M</b> | <b>7754.000</b>  | <b>% Cu.M.</b> | <b>450.97</b>  |
| PWD(WB)/BUILDING WORKS/Page-2/Item-4A |  |        |        |         |        |                  |                  |                |                |
| 3                                     | (A) Filling in foundation or plinth by silver sand in layers not exceeding 150 mm. as directed and consolidating same by thorough saturation with water ramming complete . Including the cost of supply of sand .(payment to be made on measurement of finished quantity). |        |        |         |        |                  |                  |                |                |
|                                       |  | 1      | 4.850  | 2.825   | 0.325  | 4.453 Cu.M       |                  |                |                |
| <b>Total</b>                          |  |        |        |         |        | <b>4.45 Cu.M</b> | <b>52107.000</b> | <b>% Cu.M.</b> | <b>2320.32</b> |
| PWD(WB)/BUILDING WORKS/Page-14/Item-1 |  |        |        |         |        |                  |                  |                |                |
| 4                                     | Single brick flat soling of picked jhama bricks including ramming and dressing bed to proper level and filling joints with local sand.   |        |        |         |        |                  |                  |                |                |
|                                       |  | 4      | 1.200  | 1.200   |        | 5.760 Sq.M       |                  |                |                |
|                                       |  | 2      | 2.500  | 0.375   |        | 1.875 Sq.M       |                  |                |                |
|                                       |  | 1      | 1.000  | 0.375   |        | 0.375 Sq.M       |                  |                |                |

*[Signature]*  
Sub Asst. Engineer

**SILIGURI MUNICIPAL CORPORATION**

CEE4

CEE4



| Description of Item  |        |        |         |        | Quantity          | Rate            | Unit         | Amount Rs.      |
|--|--------|--------|---------|--------|-------------------|-----------------|--------------|-----------------|
| Member   | Number | Length | Breadth | Height |                   |                 |              |                 |
|  | 1      | 4.850  | 2.825   |        | 13.701 Sq.M       |                 |              |                 |
| <b>Total</b>   |        |        |         |        | <b>21.71 Sq.M</b> | <b>324.000</b>  | <b>Sq.M.</b> | <b>7034.36</b>  |
| PWD(WB)/BUILDING WORKS/Page-26/Item-10   |        |        |         |        |                   |                 |              |                 |
| 5 Ordinary cement concrete (mix 1:1.5:3) with graded stone chips (20mm nominal size) excluding shuttering and reinforcement, if any, in ground floor as per relevant   |        |        |         |        |                   |                 |              |                 |
| 5.01 (ii) River bazree.  |        |        |         |        |                   |                 |              |                 |
|  | 4      | 1.200  | 1.200   | 0.150  | 0.864 Cu.M        |                 |              |                 |
|  | 4      | 0.725  | 0.725   | 0.200  | 0.421 Cu.M        |                 |              |                 |
|  | 4      | 0.250  | 0.250   | 3.250  | 0.813 Cu.M        |                 |              |                 |
|  | 4      | 4.600  | 0.250   | 0.250  | 4.000 Cu.M        |                 |              |                 |
|  | 3      | 2.325  | 0.250   | 0.250  | 0.436 Cu.M        |                 |              |                 |
|  | 2      | 2.325  | 0.250   | 0.150  | 0.174 Cu.M        |                 |              |                 |
|  | 1      | 5.150  | 3.125   | 0.125  | 2.012 Cu.M        |                 |              |                 |
| <b>Total</b>   |        |        |         |        | <b>8.72 Cu.M</b>  | <b>4745.000</b> | <b>Cu.M</b>  | <b>41376.40</b> |
| PWD(WB)/BUILDING WORKS/Page-23/Item-1  |        |        |         |        |                   |                 |              |                 |
| 6 Cement concrete with graded jhama khoa (30 mm size) excluding shuttering. In ground floor and foundation.  |        |        |         |        |                   |                 |              |                 |
| 6.01 (a) 1:3:6 proportion.   |        |        |         |        |                   |                 |              |                 |
|  | 4      | 1.200  | 1.200   | 0.100  | 0.576 Cu.M        |                 |              |                 |
|  | 2      | 2.500  | 0.375   | 0.100  | 0.188 Cu.M        |                 |              |                 |
|  | 4      | 1.500  | 1.000   | 0.100  | 0.600 Cu.M        |                 |              |                 |
|  | 1      | 4.850  | 2.825   | 0.125  | 1.713 Cu.M        |                 |              |                 |
| <b>Total</b>   |        |        |         |        | <b>3.08 Cu.M</b>  | <b>4298.000</b> | <b>Cu.M</b>  | <b>13224.95</b> |
| PWD(WB)/BUILDING WORKS/Page-47/Item-1  |        |        |         |        |                   |                 |              |                 |
| 7 25mm. thick damp proof course with cement concrete with stone chips (1:1.5:3) [with graded stone aggregate 10 mm nominal size] and admixture of water proofing compound as per manufacturer's specification followed |        |        |         |        |                   |                 |              |                 |
|  | 2      | 4.850  | 0.250   |        | 2.425 Sq.M        |                 |              |                 |
|  | 3      | 2.825  | 0.250   |        | 2.119 Sq.M        |                 |              |                 |
| <b>Total</b>   |        |        |         |        | <b>4.54 Sq.M</b>  | <b>196.000</b>  | <b>Sq.M.</b> | <b>890.62</b>   |
| PWD(WB)/BUILDING WORKS/Page-16/Item-16   |        |        |         |        |                   |                 |              |                 |
| 8 125 mm. thick brick work with 1st class bricks in cement mortar (1:4) in ground floor.   |        |        |         |        |                   |                 |              |                 |
|  | 5      | 1.200  | 3.500   |        | 21.000 Sq.M       |                 |              |                 |
|  | 3      | 1.000  | 3.500   |        | 10.500 Sq.M       |                 |              |                 |
| <b>Total</b>   |        |        |         |        | <b>31.50 Sq.M</b> | <b>674.000</b>  | <b>Sq.M.</b> | <b>21231.00</b> |
| PWD(WB)/BUILDING WORKS/Page-47/Item-3  |        |        |         |        |                   |                 |              |                 |
| 9 Supplying and laying Polythene Sheet (150gm / sq.m.) overdamp proof course or below flooring or roof terracing or in foundation or in foundation trenches.   |        |        |         |        |                   |                 |              |                 |
|  | 2      | 5.140  | 3.125   |        | 32.125 Sq.M       |                 |              |                 |
|  | 4      | 1.200  | 1.200   |        | 5.760 Sq.M        |                 |              |                 |
| <b>Total</b>   |        |        |         |        | <b>37.89 Sq.M</b> | <b>24.000</b>   | <b>Sq.M.</b> | <b>909.24</b>   |

Sub Asst. Engineer

SILIGURI MUNICIPAL CORPORATION

CEE4

CEE4



| No.   | Description of Item   |        |        |         |                 | Quantity          | Rate           | Unit         | Amount Rs.     |
|-------|---|--------|--------|---------|-----------------|-------------------|----------------|--------------|----------------|
|       | Member  | Number | Length | Breadth | Height          |                   |                |              |                |
|       | PWD(WB)/BUILDING WORKS/Page-42/Item-36  |        |        |         |                 |                   |                |              |                |
| 10    | Hire and labour charge for shuttering with centreing and necessary staging up to 4 m. using approved stout props and thick hard wood planks of approved thick ness with   |        |        |         |                 |                   |                |              |                |
| 10.01 | (f) 25mm. To 30mm. Shuttering with out staging in foundation etc.   |        |        |         |                 |                   |                |              |                |
|       |   | 4      | 4.850  | 0.250   |                 | 4.850 Sq.M        |                |              |                |
|       |   | 4      | 2.825  | 0.250   |                 | 2.825 Sq.M        |                |              |                |
|       |   | 16     | 1.200  | 0.150   |                 | 2.880 Sq.M        |                |              |                |
|       | <b>Total</b>  |        |        |         |                 | <b>10.56 Sq.M</b> | <b>205.000</b> | <b>Sq.M.</b> | <b>2163.78</b> |
|       | PWD(WB)/BUILDING WORKS/Page-42/Item-36  |        |        |         |                 |                   |                |              |                |
| 11    | Hire and labour charge for shuttering with centreing and necessary staging up to 4 m. using approved stout props and thick hard wood planks of approved thick ness with required bracing for concrete slabs, beams, columns,  |        |        |         |                 |                   |                |              |                |
| 11.01 | (a) 25 mm. to 30 mm. thick wooden shuttering as per decision & direction of the Engineer-in-charge. .   |        |        |         |                 |                   |                |              |                |
|       |   | 1      | 5.150  | 3.125   |                 | 16.094 Sq.M       |                |              |                |
|       |   | 2      | 8.275  | 0.125   |                 | 2.069 Sq.M        |                |              |                |
|       |   | 4      | 0.325  | 3.000   |                 | 3.900 Sq.M        |                |              |                |
|       |   | 4      | 4.850  | 0.125   |                 | 2.425 Sq.M        |                |              |                |
|       |   | 4      | 2.825  | 0.125   |                 | 1.413 Sq.M        |                |              |                |
|       | <b>Total</b>  |        |        |         |                 | <b>25.90 Sq.M</b> | <b>328.000</b> | <b>Sq.M.</b> | <b>8495.53</b> |
|       | PWD(WB)/BUILDING WORKS/Page-48/Item-6   |        |        |         |                 |                   |                |              |                |
| 12    | Artificial stone in floor, dado, staircase etc. with cement concrete (1:2:4) with stone chips laid in panels as directed with topping made with ordinary or white cement (as necessary) and marble dust in proportion (1:2) including smooth finishing and rounding off corners |        |        |         |                 |                   |                |              |                |
| 12.01 | (ii) 25 mm. thick.  |        |        |         |                 |                   |                |              |                |
|       |   | 1      | 4.850  | 2.825   |                 | 13.701 Sq.M       |                |              |                |
|       | <b>Total</b>  |        |        |         |                 | <b>13.70 Sq.M</b> | <b>270.000</b> | <b>Sq.M.</b> | <b>3699.27</b> |
|       | PWD(WB)/BUILDING WORKS/Page-43/Item-40  |        |        |         |                 |                   |                |              |                |
| 13    | Reinforcement for reinforced concrete work in all sorts of structures including distribution bars, stirrups, binders etc. initial straightening and removal of loose rust (if necessary), cutting to requisite length, hooking and  |        |        |         |                 |                   |                |              |                |
| 13.01 | (a) For works in foundation, basement and up to roof of ground floor/up to 4m. Tor steel/Mild steel.  |        |        |         |                 |                   |                |              |                |
| 13.02 | SAIL/ TATA/RINL   |        |        |         |                 |                   |                |              |                |
|       | <b>Volumetric percentage calculation of reinforcement</b>   |        |        |         |                 |                   |                |              |                |
|       | Description   |        |        |         | Volume of cc    |                   |                |              |                |
|       | <b>Total volume</b>   |        |        |         | <b>8.72 cum</b> |                   |                |              |                |
|       | Percentage of steel   | 1.500  | %      |         |                 |                   |                |              |                |
|       | Weight of steel   | 7.85   | MT/cum |         |                 |                   |                |              |                |

| Description of Item                                  |  |        |         |        | Quantity    | Rate      | Unit  | Amount Rs. |
|--|--|--------|---------|--------|-------------|-----------|-------|------------|
| Member   | Number   | Length | Breadth | Height |             |           |       |            |
| Reinforcement by volume of CC (8.72.00*1.5*7.85)/100 |  |        |         |        | 1.03 MT     |           |       |            |
| Total  |  |        |         |        | 1.03 MT     | 66502.000 | M.T.  | 68497.06   |
| PWD(WB)/BUILDING WORKS/Page-106/Item-18              |  |        |         |        |             |           |       |            |
| 14   | Collapsible gate with 40 mm.X 40mm x 6 mm.Tee as top and bottom guide rail, 20 mm,X10 mm,X2 mm. vertical channels 100 mm. apart in fully stretched position 20                 |        |         |        | 4.200 Sq.M  |           |       |            |
|  | 2  | 1.000  | 2.100   |        | 4.20 Sq.M   | 4351.000  | Sq.M. | 18274.20   |
| Total  |  |        |         |        | 4.20 Sq.M   | 4351.000  | Sq.M. | 18274.20   |
| PWD(WB)/BUILDING WORKS/Page-15/Item-7                |  |        |         |        |             |           |       |            |
| 15   | Brick work with 1st class bricks in cement mortar (1:4)  |        |         |        |             |           |       |            |
| 15.01  | In foundation and plinth   |        |         |        | 1.455 Cu.M  |           |       |            |
|  | 2  | 4.850  | 0.250   | 0.600  | 1.271 Cu.M  |           |       |            |
|  | 3  | 2.825  | 0.250   | 0.600  | 0.750 Cu.M  |           |       |            |
|  | 2  | 2.500  | 0.250   | 0.600  | 0.300 Cu.M  |           |       |            |
|  | 2  | 1.000  | 0.500   | 0.300  | 3.78 Cu.M   | 5172.000  | Cum.  | 19529.47   |
| Total  |  |        |         |        | 3.78 Cu.M   | 5172.000  | Cum.  | 19529.47   |
| PWD(WB)/BUILDING WORKS/Page-15/Item-7                |  |        |         |        |             |           |       |            |
| 16   | Brick work with 1st class bricks in cement mortar (1:4)  |        |         |        |             |           |       |            |
| 16.01  | In Super structure, ground floor.  |        |         |        | 7.275 Cu.M  |           |       |            |
|  | 2  | 4.850  | 0.250   | 3.000  | 6.356 Cu.M  |           |       |            |
|  | 3  | 2.825  | 0.250   | 3.000  | 13.63 Cu.M  | 5395.000  | Cum.  | 73539.25   |
| Total  |  |        |         |        | 13.63 Cu.M  | 5395.000  | Cum.  | 73539.25   |
| PWD(WB)/BUILDING WORKS/Page-189/Item-1               |  |        |         |        |             |           |       |            |
| 17   | Plaster ( to wall, floor, ceiling etc.) with sand and cement mortar including rounding off or chamfering corners as directed and raking out joints including throating, nosing |        |         |        |             |           |       |            |
| 17.01  | (ii) With 1:4 cement mortar .  |        |         |        | 57.563 Sq.M |           |       |            |
| 17.02  | (b) 15 mm. thick plaster.  |        |         |        | 53.725 Sq.M |           |       |            |
|  | 2  | 7.675  | 3.750   |        | 16.275 Sq.M |           |       |            |
|  | 2  | 7.675  | 3.500   |        | 22.400 Sq.M |           |       |            |
|  | 2  | 2.325  | 3.500   |        | 149.96 Sq.M | 157.000   | Sq.M. | 23544.19   |
|  | 4  | 1.600  | 3.500   |        |             |           |       |            |
| Total  |  |        |         |        | 149.96 Sq.M | 157.000   | Sq.M. | 23544.19   |
| PWD(WB)/BUILDING WORKS/Page-189/Item-1               |  |        |         |        |             |           |       |            |
| 18   | Plaster ( to wall, floor, ceiling etc.) with sand and cement mortar including rounding off or chamfering corners as directed and raking out joints including throating, nosing |        |         |        |             |           |       |            |
| 18.01  | (ii) With 1:4 cement mortar .  |        |         |        | 13.823 Sq.M |           |       |            |
| 18.02  | (c)10 mm. thick plaster.   |        |         |        | 13.82 Sq.M  | 126.000   | Sq.M. | 1741.70    |
|  | 1  | 4.850  | 2.850   |        |             |           |       |            |
| Total  |  |        |         |        | 13.82 Sq.M  | 126.000   | Sq.M. | 1741.70    |
| PWD(WB)/BUILDING WORKS/Page-192/Item-15              |  |        |         |        |             |           |       |            |

| Number                                  | Description of Item   |        |        |         |        | Quantity    | Rate           | Unit | Amount Rs. |
|---|---|--------|--------|---------|--------|-------------|----------------|------|------------|
|   | Member  | Number | Length | Breadth | Height |             |                |      |            |
| 19                                      | Neat cement punning about 1.5mm thick in wall, dado, windowsill, floor etc.NOTE:Cement 0.152 cu.m per100 sq.m.  |        |        |         |        | 11.513 Sq.M |                |      |            |
|   |   | 2      | 7.675  | 0.750   |        | 11.51 Sq.M  | 34.000 Sq.M.   |      | 391.44     |
|   | Total   |        |        |         |        |             |                |      |            |
| PWD(WB)/BUILDING WORKS/Page-115/Item-3  |   |        |        |         |        |             |                |      |            |
| 20                                      | Supplying, fitting and fixing fibre reinforced polymer (FRP) Composite doorframe as per approved section with glass fibre reinforced plastic moulded skinsand a special |        |        |         |        |             |                |      |            |
| 20.01                                   | (i) 66mm x 90mm   |        |        |         |        | 9.900 M     |                |      |            |
|   |   | 2      | 4.950  |         |        | 9.90 M      | 497.000 Mtr.   |      | 4920.30    |
|   | Total   |        |        |         |        |             |                |      |            |
| PWD(WB)/BUILDING WORKS/Page-125/Item-14 |   |        |        |         |        |             |                |      |            |
| 21                                      | Supplying, fitting & fixing fibre reinforced polymer (FRP) Composite doorshutters as per approved design with glass fibre reinforced plastic moulded skinsand a special |        |        |         |        |             |                |      |            |
| 21.01                                   | (ii) 25 mm thick  |        |        |         |        | 3.150 Sq.M  |                |      |            |
|   |   | 2      | 2.100  | 0.750   |        | 3.15 Sq.M   | 2581.000 Sq.M. |      | 8130.15    |
|   | Total   |        |        |         |        |             |                |      |            |
| PWD(WB)/BUILDING WORKS/Page-144/Item-25 |   |        |        |         |        |             |                |      |            |
| 22                                      | Anodise aluminium barred/tower, socket bolt (full covered) of approved manufactured from extruded section conforming to I.S.204/74 fitted and Fixed with                |        |        |         |        |             |                |      |            |
| 22.01                                   | (vii) 225 mm long x 10 mm dia. bolt.  |        |        |         |        | 5.000 No.   |                |      |            |
|   |   | 5      |        |         |        | 5.00 No.    | 84.000 Each    |      | 420.00     |
|   | Total   |        |        |         |        |             |                |      |            |
| PWD(WB)/BUILDING WORKS/Page-140/Item-5  |   |        |        |         |        |             |                |      |            |
| 23                                      | Iron butt hinges of approved quality fitted and fixed with steel screws, with ISI mark.   |        |        |         |        |             |                |      |            |
| 23.01                                   | (viii) 100 mm x 75mm x 3.50 mm.   |        |        |         |        | 15.000 No.  |                |      |            |
|   |   | 15     |        |         |        | 15.00 No.   | 66.000 Each    |      | 990.00     |
|   | Total   |        |        |         |        |             |                |      |            |
| PWD(WB)/BUILDING WORKS/Page-146/Item-31 |   |        |        |         |        |             |                |      |            |
| 24                                      | Anodised aluminium decorative handle (hexagonal / fluted) of approved quality fitted and fixed complete.  |        |        |         |        |             |                |      |            |
| 24.01                                   | (i) 150 mm plate x 10 mm. dia rod x 12 mm. hexagonal/fluted.  |        |        |         |        | 10.000 No.  |                |      |            |
|   |   | 10     |        |         |        | 10.00 No.   | 87.000 Each    |      | 870.00     |
|   | Total   |        |        |         |        |             |                |      |            |
| PWD(WB)/BUILDING WORKS/Page-141/Item-10 |   |        |        |         |        |             |                |      |            |

  
Sub Asst. Engineer  
SILIGURI MUNICIPAL CORPORATION

| Number                                  | Description of Item   |        |        |         |        | Quantity    | Rate     | Unit  | Amount Rs. |
|---|---|--------|--------|---------|--------|-------------|----------|-------|------------|
|   | Member  | Number | Length | Breadth | Height |             |          |       |            |
| 25                                      | (i) Iron hasp bolt of approved quality fitted and fixed complete (oxidised) with 16 mm dia rod with centre bolt and round fitting.  |        |        |         |        |             |          |       |            |
| 25.01                                   | (b) 250 mm long.  |        |        |         |        |             |          |       |            |
|   |   | 4      |        |         |        | 4 000 No    |          |       |            |
|   |   |        |        |         |        | 4.00 No.    | 159.000  | Each  | 636.00     |
|   | <b>Total</b>  |        |        |         |        |             |          |       |            |
| PWD(WB)/BUILDING WORKS/Page-74/Item-46  |   |        |        |         |        |             |          |       |            |
| 26                                      | Supplying and laying chequered tiles of any shade & of approved quality with (1:1½:3) cement concrete laid in panels or patterns as directed in pavement, footpath etc. including necessary underlay 25 mm thick [avg] cement |        |        |         |        |             |          |       |            |
| 26.01                                   | (i) 25 mm. thick  |        |        |         |        |             |          |       |            |
|   |   | 1      | 2.000  | 1.000   |        | 2.000 Sq.M  |          |       |            |
|   |   | 1      | 1.000  | 2.125   |        | 2.125 Sq.M  |          |       |            |
|   |   |        |        |         |        | 4.13 Sq.M   | 467.000  | Sq.M. | 1926.38    |
|   | <b>Total</b>  |        |        |         |        |             |          |       |            |
| PWD(WB)/BUILDING WORKS/Page-198a/Item-5 |   |        |        |         |        |             |          |       |            |
| 27                                      | Rendering the Surface of walls and ceiling with White Cement base WATER PROOF wall putty of approved make & brand.(1.5 mm thick)  |        |        |         |        |             |          |       |            |
|   |   | 2      | 7.675  | 3.750   |        | 57.563 Sq.M |          |       |            |
|   |   | 2      | 7.675  | 3.000   |        | 46.050 Sq.M |          |       |            |
|   |   | 2      | 2.325  | 3.000   |        | 13.950 Sq.M |          |       |            |
|   |   | 4      | 1.600  | 3.000   |        | 19.200 Sq.M |          |       |            |
|   |   | 1      | 4.850  | 2.850   |        | 13.823 Sq.M |          |       |            |
|   |   |        |        |         |        | 150.59 Sq.M | 122.000  | Sq.M. | 18371.49   |
|   | <b>Total</b>  |        |        |         |        |             |          |       |            |
| PWD(WB)/BUILDING WORKS/Page-195/Item-7  |   |        |        |         |        |             |          |       |            |
| 28                                      | Applying interior grade acrylic primer of approved quality and brand on plastered or concrete surface old or new surface to received distemper /Acrylic emulsion paint  |        |        |         |        |             |          |       |            |
| 28.01                                   | (b) two coats.  |        |        |         |        |             |          |       |            |
| 28.02                                   | (i) water based interior grade Acrylic primer.  |        |        |         |        |             |          |       |            |
|   |   | 1      | 66.030 | 1.000   |        | 66.030 Sq.M |          |       |            |
|   |   |        |        |         |        | 66.03 Sq.M  | 4420.000 | %sqm  | 2918.53    |
|   | <b>Total</b>  |        |        |         |        |             |          |       |            |
| PWD(WB)/BUILDING WORKS/Page-196/Item-9  |   |        |        |         |        |             |          |       |            |
| 29                                      | Dry distemping to interior walls or ceiling, including cleaning washing smoothening surface.  |        |        |         |        |             |          |       |            |
| 29.01                                   | (b) Two coat.   |        |        |         |        |             |          |       |            |
|   |   | 1      | 66.030 | 1.000   |        | 66.030 Sq.M |          |       |            |
|   |   |        |        |         |        | 66.03 Sq.M  | 49.000   | Sq.M. | 3235.47    |
|   | <b>Total</b>  |        |        |         |        |             |          |       |            |
| PWD(WB)/BUILDING WORKS/Page-196/Item-8  |   |        |        |         |        |             |          |       |            |
| 30                                      | Applying exterior grade Acrylic primer of approved quality and brand on plaster or concrete surface old or new surface to receive decorative textured (mat finish)  |        |        |         |        |             |          |       |            |
| 30.01                                   | (b) two coat.   |        |        |         |        |             |          |       |            |
|   |   | 1      | 57.700 | 1.000   |        | 57.700 Sq.M |          |       |            |

| Number | Description of Item   |        |        |         |        | Quantity          | Rate             | Unit  | Amount Rs.     |
|--------|---|--------|--------|---------|--------|-------------------|------------------|-------|----------------|
|        | Member  | Number | Length | Breadth | Height |                   |                  |       |                |
|        | <b>Total</b>  |        |        |         |        | <b>57.70</b> Sq.M | <b>4510.000</b>  | %sqm  | <b>2602.27</b> |
|        | PWD(WB)/BUILDING WORKS/Page-197/Item-17   |        |        |         |        |                   |                  |       |                |
| 31     | Protective and decorative Acrylic exterior emulsion paint of approved quality, as per manufacture specification as per direction of EIC to be apply over Acrylic primer as required. the rate included cost of material, labour scaffoldic and all incidental charges but excluding the cost of primer.In ground floor ( two coat). |        |        |         |        |                   |                  |       |                |
| 31.01  | (a) Normal Acrylic emulaion.  |        |        |         |        |                   |                  |       |                |
|        |   | 1      | 57.700 | 1.000   |        | 57.700 Sq.M       |                  |       |                |
|        | <b>Total</b>  |        |        |         |        | <b>57.70</b> Sq.M | <b>67.000</b>    | Sq.M. | <b>3865.90</b> |
|        | PWD(WB)/BUILDING WORKS/Page-200/Item-1a   |        |        |         |        |                   |                  |       |                |
| 32     | (a) Priming one coat on steel or other metal surface with synthetic oil bound primer of approved quality including smoothening surfaces by sand papering etc.   |        |        |         |        |                   |                  |       |                |
|        |   | 1      | 5.640  | 1.000   |        | 5.640 Sq.M        |                  |       |                |
|        | <b>Total</b>  |        |        |         |        | <b>5.64</b> Sq.M  | <b>29.000</b>    | Sq.M. | <b>163.56</b>  |
|        | PWD(WB)/BUILDING WORKS/Page-200/Item-2  |        |        |         |        |                   |                  |       |                |
| 33     | (A) Painting with best quality synthetic enamel paint of approved make and brand including smoothening surface by sand parpering etc. in cluding using of approved putty etc. on the surface, if necessary.   |        |        |         |        |                   |                  |       |                |
| 33.01  | (a) On timber or plastered surface:   |        |        |         |        |                   |                  |       |                |
| 33.02  | (1) With super gloss (hi-gloss).  |        |        |         |        |                   |                  |       |                |
| 33.03  | (iv) Two coats (with any shade except white).   |        |        |         |        |                   |                  |       |                |
|        |   | 1      | 6.350  | 1.000   |        | 6.350 Sq.M        |                  |       |                |
|        | <b>Total</b>  |        |        |         |        | <b>6.35</b> Sq.M  | <b>81.000</b>    | Sq.M. | <b>514.35</b>  |
|        | PWD(WB)/BUILDING WORKS/Page-104/Item-13   |        |        |         |        |                   |                  |       |                |
| 34     | (a) M.S. or W.I. ornamental grill of approved design joints continuously welded with M.S., W.I. flats and bars for windows ,railing etc. fitted and fixed with necessary screws and lugs in ground floor. (Add extra @1% for each addl. floor up to 4th floor and @1.25% for each addl. floor above 4th floor).                     |        |        |         |        |                   |                  |       |                |
| 34.01  | (i) Grill weighing above 10 kg./sq.m.and up to 16kg/sq.m.   |        |        |         |        |                   |                  |       |                |
|        |   | 10     | 0.600  | 0.450   | 0.160  | 0.432 Cu.M        |                  |       |                |
|        |   | 5      | 0.600  | 0.600   | 0.160  | 0.288 Cu.M        |                  |       |                |
|        | <b>Total</b>  |        |        |         |        | <b>0.72</b> Cu.M  | <b>10021.000</b> | Qntl. | <b>7215.12</b> |
|        | PWD(WB)/BUILDING WORKS/Page-200/Item-1b   |        |        |         |        |                   |                  |       |                |



Sub Asst. Engineer

CEE4

SILIGURI MUNICIPAL CORPORATION

CEE4



| Numb                                   | Description of Item   |        |        |         |        | Quantity    | Rate     | Unit  | Amount Rs. |
|--|---|--------|--------|---------|--------|-------------|----------|-------|------------|
|  | Member  | Number | Length | Breadth | Height |             |          |       |            |
| 35                                     | (b) Priming one coat on timber or plastered surface with synthetic enamel oil bound primer of approved quality including smoothening surfaces by sand papering etc.                                       |        |        |         |        | 6.350 Sq.M  |          |       |            |
|  |   | 1      | 6.350  | 1.000   |        | 6.35 Sq.M   | 38.000   | Sq.M. | 241.30     |
| <b>Total</b>                           |   |        |        |         |        |             |          |       |            |
| PWD(WB)/BUILDING WORKS/Page-200/Item-2 |   |        |        |         |        |             |          |       |            |
| 36                                     | (A) Painting with best quality synthetic enamel paint of approved make and brand including smoothening surface by sand papering etc. including using of approved putty etc. on the surface, if necessary. |        |        |         |        |             |          |       |            |
| 36.01                                  | (b) On steel or other metal surface:  |        |        |         |        |             |          |       |            |
| 36.02                                  | (1) With super gloss (hi-gloss).  |        |        |         |        |             |          |       |            |
| 36.03                                  | (iv) Two coats (with any shade except white).   |        |        |         |        |             |          |       |            |
|  |   | 1      | 5.640  | 1.000   |        | 5.640 Sq.M  |          |       |            |
| <b>Total</b>                           |   |        |        |         |        | 5.64 Sq.M   | 79.000   | Sq.M. | 445.56     |
| PWD(WB)/BUILDING WORKS/Page-66/Item-36 |   |        |        |         |        |             |          |       |            |
| 37                                     | Supplying and laying true to line and level vitrified tiles of approved brand (size not less than 600 mm X 600 mm X 10mm thick) in floor, skirting etc. set in 20 mm sand [contr]e]                       |        |        |         |        |             |          |       |            |
| 37.01                                  | (ii) With Polymerised Adhesive [6 mm thick] & epoxy grouting materials for filling joints including spacer-2 mm [Applied directly over finished artificial stone floor/ mosaic etc.]                      |        |        |         |        |             |          |       |            |
|  | (A) Deep Colour & White   |        |        |         |        |             |          |       |            |
|  |   | 1      | 4.850  | 2.850   |        | 13.823 Sq.M |          |       |            |
| <b>Total</b>                           |   |        |        |         |        | 13.82 Sq.M  | 1789.000 | Sq.M. | 24729.35   |
| PWD(WB)/BUILDING WORKS/Page-64/Item-35 |   |        |        |         |        |             |          |       |            |
| 38                                     | Supplying, Fitting & fixing 1st quality Ceramic tiles in walls and floors to match with the existing work & 4 nos. of key stones (10mm) fixed with araldite at the back of                                |        |        |         |        |             |          |       |            |
| 38.01                                  | (B) Wall With Sand Cement Mortar(1:3) 15mm thick & 2 mm thick cement slurry at back side of tiles using cement @ 2.91 Kg/Sq.m. & joint filling using white cement slurry                                  |        |        |         |        |             |          |       |            |
| 38.02                                  | (b) Area of each tile the above 0.09Sq.m.   |        |        |         |        |             |          |       |            |
| 38.03                                  | (ii) Other than Coloured decorative including white.  |        |        |         |        |             |          |       |            |
|  |   | 2      | 7.675  | 2.100   |        | 32.235 Sq.M |          |       |            |
|  |   | 2      | 2.325  | 2.100   |        | 9.765 Sq.M  |          |       |            |
|  |   | 4      | 1.600  | 2.100   |        | 13.440 Sq.M |          |       |            |
| <b>Total</b>                           |   |        |        |         |        | 55.44 Sq.M  | 1036.000 | Sq.M. | 57435.84   |
| PWD(WB)/BUILDING WORKS/Page-233/Item-1 |   |        |        |         |        |             |          |       |            |

| Num                                     | Description of Item  |        |        |         |        | Quantity                  | Rate    | Unit   | Amount Rs. |
|---|--|--------|--------|---------|--------|---------------------------|---------|--------|------------|
|   | Member   | Number | Length | Breadth | Height |                           |         |        |            |
| 39                                      | Supplying profiles of required section made of Aluminium Alloy extrusions conforming to IS:732-1983 and IS:1285-1975; Anodized (with required film thickness and specified colour/natural) matt finished conforming to IS: |        |        |         |        |                           |         |        |            |
| 39.01                                   | (A) In 10-12 Micron thickness Anodizing film.  |        |        |         |        |                           |         |        |            |
| 39.02                                   | (I) Natural White.   |        |        |         |        |                           |         |        |            |
| 39.03                                   | (h) Louvered window.   |        |        |         |        |                           |         |        |            |
| 39.04                                   | (i) Top, bottom and side member.   |        |        |         |        |                           |         |        |            |
|   |  | 1      | 6.500  |         |        | 6.500 M<br>6.50 M         | 183.000 | Meter. | 1189.50    |
|   | <b>Total</b>   |        |        |         |        |                           |         |        |            |
| PWD(WB)/BUILDING WORKS/Page-233/Item-1  |  |        |        |         |        |                           |         |        |            |
| 40                                      | Supplying profiles of required section made of Aluminium Alloy extrusions conforming to IS:732-1983 and IS:1285-1975; Anodized (with required film thickness and   |        |        |         |        |                           |         |        |            |
| 40.01                                   | (A) In 10-12 Micron thickness Anodizing film.  |        |        |         |        |                           |         |        |            |
| 40.02                                   | (i) Natural White.   |        |        |         |        |                           |         |        |            |
| 40.03                                   | (h) Louvered window.   |        |        |         |        |                           |         |        |            |
| 40.04                                   | (ii) Louver section.   |        |        |         |        |                           |         |        |            |
|   |  | 1      | 7.200  |         |        | 7.200 M<br>7.20 M         | 658.000 | Meter. | 4737.60    |
|   | <b>Total</b>   |        |        |         |        |                           |         |        |            |
| PWD(WB)/BUILDING WORKS/Page-233/Item-1  |  |        |        |         |        |                           |         |        |            |
| 41                                      | Supplying profiles of required section made of Aluminium Alloy extrusions conforming to IS:732-1983 and IS:1285-1975; Anodized (with required film thickness and   |        |        |         |        |                           |         |        |            |
| 41.01                                   | (A) In 10-12 Micron thickness Anodizing film.  |        |        |         |        |                           |         |        |            |
| 41.02                                   | (i) Natural White.   |        |        |         |        |                           |         |        |            |
| 41.03                                   | (e) Casement window (40mm. Depth series).  |        |        |         |        |                           |         |        |            |
| 41.04                                   | (v) Cleat angle. (Non-anodized).   |        |        |         |        |                           |         |        |            |
|   |  | 1      | 6.480  |         |        | 6.480 M<br>6.48 M         | 263.000 | Meter. | 1704.24    |
|   | <b>Total</b>   |        |        |         |        |                           |         |        |            |
| PWD(WB)/BUILDING WORKS/Page-243/Item-9  |  |        |        |         |        |                           |         |        |            |
| 42                                      | Supplying bubble free float glass of approved make and brand. Conforming to IS: 2835-1987.   |        |        |         |        |                           |         |        |            |
| 42.01                                   | (iv) 5 mm thick coloured / tinted / smoke glass.   |        |        |         |        |                           |         |        |            |
|   |  | 1      | 1.080  | 1.000   |        | 1.080 Sq.M<br>1.08 Sq.M   | 585.000 | Sq.M.  | 631.80     |
|   | <b>Total</b>   |        |        |         |        |                           |         |        |            |
| PWD(WB)/BUILDING WORKS/Page-268/Item-17 |  |        |        |         |        |                           |         |        |            |
| 43                                      | Painting block letters or digits in Black Japan or any approved point as per direction.  |        |        |         |        |                           |         |        |            |
| 43.01                                   | (e) Size above 7.5 cm. and upto 10. cm.  |        |        |         |        |                           |         |        |            |
|   |  |        | 450    |         |        | 450.000 No.<br>450.00 No. | 12.000  | each   | 5400.00    |
|   | <b>Total</b>   |        |        |         |        |                           |         |        |            |

Sub Asst. Engineer  
SILIGURI MUNICIPAL CORPORATION

| Description of Item                                   |   |        |         |        | Quantity  | Rate     | Unit | Amount Rs. |
|---|---|--------|---------|--------|-----------|----------|------|------------|
| Member  | Number  | Length | Breadth | Height |           |          |      |            |
| <b>Total</b>  |   |        |         |        | 3.00 No.  | 945.000  | Each | 2835.00    |
| P.W.D(WB)/SANITARY AND PLUMBING WORKS/Page-80/Item-7  |   |        |         |        |           |          |      |            |
| 49  | Supplying, fitting and fixing Squating plate with integral flushing in white vitreous chinaware of approved make in cement concrete(6:3:1) with jhama chips complete.(Payment of concrete will be paid seperately).             |        |         |        |           |          |      |            |
| 49.01   | 450 mm X 350 mm.  | 2      |         |        | 2.000 No. | 881.000  | Each | 1762.00    |
| <b>Total</b>  |   |        |         |        | 2.00 No.  | 881.000  | Each | 1762.00    |
| P.W.D(WB)/SANITARY AND PLUMBING WORKS/Page-36/Item-2  |   |        |         |        |           |          |      |            |
| 50  | Supplying, fitting and fixing 10 litre P.V.C. low-down cistern conforming to I.S. Specification with P.V.C. fittings complete, C.I. brackets including two coats of painting to   |        |         |        |           |          |      |            |
|   |   | 2      |         |        | 2.000 No. | 1015.000 | Each | 2030.00    |
| <b>Total</b>  |   |        |         |        | 2.00 No.  | 1015.000 | Each | 2030.00    |
| P.W.D(WB)/SANITARY AND PLUMBING WORKS/Page-81/Item-11 |   |        |         |        |           |          |      |            |
| 51  | Supplying, fitting and fixing 32 mm dia. flush pipe of approved make with necessary fixing materials and clamps complete.   |        |         |        |           |          |      |            |
| 51.01   | Polythene Flush Pipe.   | 2      |         |        | 2.000 No. | 155.000  | Each | 310.00     |
| <b>Total</b>  |   |        |         |        | 2.00 No.  | 155.000  | Each | 310.00     |
| P.W.D(WB)/SANITARY AND PLUMBING WORKS/Page-81/Item-12 |   |        |         |        |           |          |      |            |
| 52  | Supplying, fitting and fixing urinals flush pipe fittings of approved brand.  |        |         |        |           |          |      |            |
| 52.01   | C.P. urinals flush pipe fittings range of one .   | 2      |         |        | 2.000 No. | 414.000  | Each | 828.00     |
| <b>Total</b>  |   |        |         |        | 2.00 No.  | 414.000  | Each | 828.00     |
| P.W.D(WB)/SANITARY AND PLUMBING WORKS/Page-41/Item-2  |   |        |         |        |           |          |      |            |
| 53  | Supplying, fitting and fixing white vitreous china best quality approved make wash basin with C.I. Brackets on 75 mm X 75mm wooden blocks, C.P. waste fittings of 32 mm dia., one approved quality brass C.P. pillar cock of 15 |        |         |        |           |          |      |            |
| 53.01   | 550 mm x 400 mm size.   | 2      |         |        | 2.000 No. | 2208.000 | Each | 4416.00    |
| <b>Total</b>  |   |        |         |        | 2.00 No.  | 2208.000 | Each | 4416.00    |
| P.W.D(WB)/SANITARY AND PLUMBING WORKS/Page-41/Item-3  |   |        |         |        |           |          |      |            |
| 54  | Supplying, fitting and fixing pedestal of approved make for wash basin.(White).   |        |         |        |           |          |      |            |
|   |   | 2      |         |        | 2.000 No. | 1497.000 | Each | 2994.00    |
| <b>Total</b>  |   |        |         |        | 2.00 No.  | 1497.000 | Each | 2994.00    |
| P.W.D(WB)/SANITARY AND PLUMBING WORKS/Page-43/Item-9  |   |        |         |        |           |          |      |            |
| 55  | Supplying, fitting & fixing approved brand P.V.C. CONNECTOR white flexible, with both ends coupling with heavy brass C.P.nut, 15mm dia.   |        |         |        |           |          |      |            |


*[Signature]*  
Sub Asst. Engineer  
SILIGURI MUNICIPAL CORPORATION

CEE4

CEE4



| Sl. No.   | Description of Item  |        |        |         | Quantity        | Rate            | Unit        | Amount Rs.     |
|---|--|--------|--------|---------|-----------------|-----------------|-------------|----------------|
|   | Member   | Number | Length | Breadth |                 |                 |             |                |
| 55.01   | 600 mm long.   | 5      |        |         | 5.000 No.       |                 |             |                |
| <b>Total</b>  |  |        |        |         | <b>5.00 No.</b> | <b>107.000</b>  | <b>Each</b> | <b>535.00</b>  |
| PWD(WB)/SANITARY AND PLUMBING WORKS/Page-43/Item-10 |  |        |        |         |                 |                 |             |                |
| 56  | Supplying, fitting and fixing approved brand 32mm dia P.V.C. waste pipe, with PVC coupling at one end fitted with necessary clamps.    |        |        |         |                 |                 |             |                |
| 56.01   | 1050mm long.   | 2      |        |         | 2.000 No.       |                 |             |                |
| <b>Total</b>  |  |        |        |         | <b>2.00 No.</b> | <b>91.000</b>   | <b>Each</b> | <b>182.00</b>  |
| PWD(WB)/SANITARY AND PLUMBING WORKS/Page-3/Item-3   |  |        |        |         |                 |                 |             |                |
| 57  | Supplying, fitting and fixing shower of approved brand and make.   |        |        |         |                 |                 |             |                |
| 57.01   | Hand shower(Health Faucet) with 1mtr Flexible Tube with wall Hook (Equivalent to code No.573 & Model-ALLIED of Jaquar or Similar)      |        |        |         | 2.000 No.       |                 |             |                |
| <b>Total</b>  |  |        |        |         | <b>2.00 No.</b> | <b>1251.000</b> | <b>Each</b> | <b>2502.00</b> |
| PWD(WB)/SANITARY AND PLUMBING WORKS/Page-6/Item-7   |  |        |        |         |                 |                 |             |                |
| 58  | Supplying, fitting and fixing bib cock or stop cock.   |        |        |         |                 |                 |             |                |
| 58.01   | Chromium plated Bib Cock short body (Equivalent to Code No.511 & Model- Tropical /sumthing special of ESSCO or Similar brand).         |        |        |         | 5.000 No.       |                 |             |                |
| <b>Total</b>  |  |        |        |         | <b>5.00 No.</b> | <b>539.000</b>  | <b>Each</b> | <b>2695.00</b> |
| PWD(WB)/SANITARY AND PLUMBING WORKS/Page-6/Item-7   |  |        |        |         |                 |                 |             |                |
| 59  | Supplying, fitting and fixing bib cock or stop cock.   |        |        |         |                 |                 |             |                |
| 59.01   | Chromium plated Stop Cock (Equivalent to Code No.513(A) & 513(B) Model- Tropical /sumthing special of ESSCO or Similar brand).         |        |        |         | 3.000 No.       |                 |             |                |
| <b>Total</b>  |  |        |        |         | <b>3.00 No.</b> | <b>493.000</b>  | <b>Each</b> | <b>1479.00</b> |
| PWD(WB)/SANITARY AND PLUMBING WORKS/Page-6/Item-7   |  |        |        |         |                 |                 |             |                |
| 60  | Supplying, fitting and fixing bib cock or stop cock.   |        |        |         |                 |                 |             |                |
| 60.01   | Chromium plated plated angular Stop Cock with wall flange (Equivalent to Code No.5053 & Model- Florentine of Jaquar or Similar brand). |        |        |         | 3.000 No.       |                 |             |                |
| <b>Total</b>  |  |        |        |         | <b>3.00 No.</b> | <b>815.000</b>  | <b>Each</b> | <b>2445.00</b> |
| PWD(WB)/SANITARY AND PLUMBING WORKS/Page-45/Item-19 |  |        |        |         |                 |                 |             |                |
| 61  | Supplying, fitting and fixing pillar cock of approved make.  |        |        |         |                 |                 |             |                |



Sub Asst. Engineer  
SILIGURI MUNICIPAL CORPORATION

CEE4

CEE4



| Description of Item                                   |  |        |         |        | Quantity  | Rate    | Unit | Amount Rs. |
|---|--|--------|---------|--------|-----------|---------|------|------------|
| Member  | Number   | Length | Breadth | Height |           |         |      |            |
| 61.01   | CP Pillar Cock-15 mm. (Equivalent to Code No.507 & Model-Tropical/Sumthing Special of ESSCO or similar brand).   |        |         |        | 2.000 No. |         |      |            |
|   | 2  |        |         |        | 2.00 No.  | 555.000 | Each | 1110.00    |
| <b>Total</b>  |  |        |         |        |           |         |      |            |
| PWD(WB)/SANITARY AND PLUMBING WORKS/Page-12/Item-19-I |  |        |         |        |           |         |      |            |
| 62  | Supplying, fitting and fixing PVC pipes of approved make of of Schedule 80 (medium duty) conforming to ASTM-D-1785 and threaded to match with GI Pipes as per IS:1239 (Part-I) with all necessary accessories, specials viz. socket, |        |         |        |           |         |      |            |
| 62.01   | For Exposed Work PVC Pipes.  |        |         |        |           |         |      |            |
| 62.02   | 25 mm.   |        |         |        | 15.000 M  |         |      |            |
|   | 1  | 15.000 |         |        | 15.00 M   | 177.000 | Mtr. | 2655.00    |
| <b>Total</b>  |  |        |         |        |           |         |      |            |
| PWD(WB)/SANITARY AND PLUMBING WORKS/Page-12/Item-19-I |  |        |         |        |           |         |      |            |
| 63  | Supplying, fitting and fixing PVC pipes of approved make of of Schedule 80 (medium duty) conforming to ASTM-D-1785 and threaded to match with GI Pipes as per IS:1239 (Part-I) with all necessary accessories, specials viz. socket, |        |         |        |           |         |      |            |
| 63.01   | For Exposed Work PVC Pipes.  |        |         |        |           |         |      |            |
| 63.02   | 15 mm dia.   |        |         |        | 10.000 M  |         |      |            |
|   | 10   | 1.000  |         |        | 10.00 M   | 101.000 | Mtr. | 1010.00    |
| <b>Total</b>  |  |        |         |        |           |         |      |            |
| PWD(WB)/SANITARY AND PLUMBING WORKS/Page-12/Item-19-I |  |        |         |        |           |         |      |            |
| 64  | Supplying, fitting and fixing PVC pipes of approved make of of Schedule 80 (medium duty) conforming to ASTM-D-1785 and threaded to match with GI Pipes as per IS:1239 (Part-I) with all necessary accessories, specials viz. socket, |        |         |        |           |         |      |            |
| 64.01   | For Concealed Work.  |        |         |        |           |         |      |            |
| 64.02   | 15 mm.   |        |         |        | 10.000 M  |         |      |            |
|   | 10   | 1.000  |         |        | 10.00 M   | 137.000 | Mtr. | 1370.00    |
| <b>Total</b>  |  |        |         |        |           |         |      |            |
| P.W.D(WB)/SANITARY AND PLUMBING WORKS/Page-5/Item-5   |  |        |         |        |           |         |      |            |
| 65  | Supplying, fitting and fixing gunmetal wheel valve of approved brand and make tested to 21 kg sq.cm. (for water lines only).   |        |         |        |           |         |      |            |
| 65.01   | 25 mm.   |        |         |        | 2.000 No. |         |      |            |
|   | 2  |        |         |        | 2.00 No.  | 778.000 | Each | 1556.00    |
| <b>Total</b>  |  |        |         |        |           |         |      |            |
| P.W.D(WB)/SANITARY AND PLUMBING WORKS/Page-37/Item-6  |  |        |         |        |           |         |      |            |
| 66  | Supplying PVC water storage tank of approved quality with closed top weith lid (Black) - Multilayer.   |        |         |        |           |         |      |            |
| 66.01   | 1000 litre capacity  |        |         |        |           |         |      |            |

| Member  | Description of Item  |        |         |        | Quantity                | Rate     | Unit | Amount Rs. |
|---|--|--------|---------|--------|-------------------------|----------|------|------------|
|   | Number   | Length | Breadth | Height |                         |          |      |            |
|   | 2  |        |         |        | 2.000 No.<br>2.00 No.   | 5128.000 | Each | 10256.00   |
| <b>Total</b>  |  |        |         |        |                         |          |      |            |
| PWD(WB)/SANITARY AND PLUMBING WORKS/Page-37/Item-10 |  |        |         |        |                         |          |      |            |
| 67  | Labour for hoisting plastic water storage tank.                        |        |         |        |                         |          |      |            |
| 67.01   | Upto 1500 litre capacity.  |        |         |        |                         |          |      |            |
| 67.02   | Upto 1st story from G.L.   |        |         |        |                         |          |      |            |
|   | 2  |        |         |        | 2.000 No.<br>2.00 No.   | 96.000   | Each | 192.00     |
| <b>Total</b>  |  |        |         |        |                         |          |      |            |
| PWD(WB)/SANITARY AND PLUMBING WORKS/Page-38/Item-13 |  |        |         |        |                         |          |      |            |
| 68  | Labour for punching hole in plastic water storage tank upto 50 mm dai. |        |         |        |                         |          |      |            |
|   | 4  |        |         |        | 4.000 No.<br>4.00 No.   | 19.000   | Each | 76.00      |
| <b>Total</b>  |  |        |         |        |                         |          |      |            |
| PWD(WB)/SANITARY AND PLUMBING WORKS/Page-68/Item-23 |  |        |         |        |                         |          |      |            |
| 69  | Supply of UPVC pipes (B Type) & fittings conforming to IS-13592-1992 . |        |         |        |                         |          |      |            |
| 69.01   | Single socketed 3 meter length.  |        |         |        |                         |          |      |            |
| 69.02   | 110 mm.  | 30     | 1.000   |        | 30.000 M<br>30.00 M     | 292.000  | Mtr. | 8760.00    |
| <b>Total</b>  |  |        |         |        |                         |          |      |            |
| PWD(WB)/SANITARY AND PLUMBING WORKS/Page-68/Item-23 |  |        |         |        |                         |          |      |            |
| 70  | Supply of UPVC pipes (B Type) & fittings conforming to IS-13592-1992 . |        |         |        |                         |          |      |            |
| 70.01   | Fittings.  |        |         |        |                         |          |      |            |
| 70.02   | Coupler.   |        |         |        |                         |          |      |            |
| 70.03   | 110 mm.  | 8      |         |        | 8.000 No.<br>8.00 No.   | 85.000   | Each | 680.00     |
| <b>Total</b>  |  |        |         |        |                         |          |      |            |
| PWD(WB)/SANITARY AND PLUMBING WORKS/Page-68/Item-23 |  |        |         |        |                         |          |      |            |
| 71  | Supply of UPVC pipes (B Type) & fittings conforming to IS-13592-1992 . |        |         |        |                         |          |      |            |
| 71.01   | Fittings.  |        |         |        |                         |          |      |            |
| 71.02   | Plain tee.   |        |         |        |                         |          |      |            |
|   | 110 mm.  | 12     |         |        | 12.000 No.<br>12.00 No. | 85.000   | Each | 1020.00    |
| <b>Total</b>  |  |        |         |        |                         |          |      |            |
| PWD(WB)/SANITARY AND PLUMBING WORKS/Page-68/Item-23 |  |        |         |        |                         |          |      |            |
| 72  | Supply of UPVC pipes (B Type) & fittings conforming to IS-13592-1992 . |        |         |        |                         |          |      |            |
| 72.01   | Fittings.  |        |         |        |                         |          |      |            |
| 72.02   | Door Tee.  |        |         |        |                         |          |      |            |
|   | 110 mm.  | 10     |         |        | 10.000 No.              |          |      |            |


| Description of Item                                   |  |        |         |        | Quantity   | Rate    | Unit | Amount Rs. |
|---|--|--------|---------|--------|------------|---------|------|------------|
| Member  | Number   | Length | Breadth | Height |            |         |      |            |
| Total   |  |        |         |        | 10.00 No.  | 195.000 | Each | 1950.00    |
| P.W.D(WB)/SANITARY AND PLUMBING WORKS/Page-68/Item-23 |  |        |         |        |            |         |      |            |
| 73  | Supply of UPVC pipes (B Type) & fittings conforming to IS-13592-1992   |        |         |        |            |         |      |            |
| 73.01   | Fittings.  |        |         |        |            |         |      |            |
| 73.02   | Bend 45o.<br>110 mm.   |        |         |        |            |         |      |            |
|   | 10   |        |         |        | 10.000 No. | 89.000  | Each | 890.00     |
| Total   |  |        |         |        | 10.00 No.  | 89.000  | Each | 890.00     |
| P.W.D(WB)/SANITARY AND PLUMBING WORKS/Page-68/Item-23 |  |        |         |        |            |         |      |            |
| 74  | Supply of UPVC pipes (B Type) & fittings conforming to IS-13592-1992 . |        |         |        |            |         |      |            |
| 74.01   | Fittings.  |        |         |        |            |         |      |            |
| 74.02   | Door Bend (T.S).<br>110 mm.  |        |         |        |            |         |      |            |
|   | 7  |        |         |        | 7.000 No.  | 147.000 | Each | 1029.00    |
| Total   |  |        |         |        | 7.00 No.   | 147.000 | Each | 1029.00    |
| P.W.D(WB)/SANITARY AND PLUMBING WORKS/Page-68/Item-23 |  |        |         |        |            |         |      |            |
| 75  | Supply of UPVC pipes (B Type) & fittings conforming to IS-13592-1992 . |        |         |        |            |         |      |            |
| 75.01   | Fittings.  |        |         |        |            |         |      |            |
| 75.02   | Pipe Clip.<br>110 mm.  |        |         |        |            |         |      |            |
|   | 30   |        |         |        | 30.000 No. | 21.000  | Each | 630.00     |
| Total   |  |        |         |        | 30.00 No.  | 21.000  | Each | 630.00     |
| P.W.D(WB)/SANITARY AND PLUMBING WORKS/Page-68/Item-23 |  |        |         |        |            |         |      |            |
| 76  | Supply of UPVC pipes (B Type) & fittings conforming to IS-13592-1992 . |        |         |        |            |         |      |            |
| 76.01   | Fittings.  |        |         |        |            |         |      |            |
| 76.02   | W.C. Connector (150m m long) 125 X 110 (W/WC Ring)<br>75 mm.           |        |         |        |            |         |      |            |
|   | 4  |        |         |        | 4.000 No.  | 142.000 | Each | 568.00     |
| Total   |  |        |         |        | 4.00 No.   | 142.000 | Each | 568.00     |
| P.W.D(WB)/SANITARY AND PLUMBING WORKS/Page-68/Item-23 |  |        |         |        |            |         |      |            |
| 77  | Supply of UPVC pipes (B Type) & fittings conforming to IS-13592-1992 . |        |         |        |            |         |      |            |
| 77.01   | Fittings.  |        |         |        |            |         |      |            |
| 77.02   | Plain Floor Trap with Top tile and Stainer.<br>75mm..                  |        |         |        |            |         |      |            |
|   | 7  |        |         |        | 7.000 No.  | 144.000 | Each | 1008.00    |
| Total   |  |        |         |        | 7.00 No.   | 144.000 | Each | 1008.00    |
| P.W.D(WB)/SANITARY AND PLUMBING WORKS/Page-68/Item-23 |  |        |         |        |            |         |      |            |


| Number  | Description of Item  |        |        |         |              | Quantity   | Rate     | Unit  | Amount Rs. |
|---|--|--------|--------|---------|--------------|------------|----------|-------|------------|
|   | Member   | Number | Length | Breadth | Height       |            |          |       |            |
| 78  | Supply of UPVC pipes (B Type) & fittings conforming to IS-13592-1992 .   |        |        |         |              |            |          |       |            |
| 78.01   | Fittings.  |        |        |         |              |            |          |       |            |
| 78.02   | Rubber Ring.   |        |        |         |              |            |          |       |            |
| 78.03   | 110 mm.  |        |        |         |              |            |          |       |            |
|   |  | 15     |        |         |              | 15.000 No. |          |       |            |
|   |  |        |        |         |              | 15.000 No. | 17.000   | Each  | 255.00     |
|   |  |        |        |         | <b>Total</b> |            |          |       |            |
| PWD(WB)/SANITARY AND PLUMBING WORKS/Page-68/Item-23 |  |        |        |         |              |            |          |       |            |
| 79  | Supply of UPVC pipes (B Type) & fittings conforming to IS-13592-1992 .   |        |        |         |              |            |          |       |            |
| 79.01   | Rubber Lubricant. 500 ML.  |        |        |         |              |            |          |       |            |
|   |  | 1      |        |         |              | 1.000 No.  |          |       |            |
|   |  |        |        |         |              | 1.000 No.  | 187.000  | Each  | 187.00     |
|   |  |        |        |         | <b>Total</b> |            |          |       |            |
| PWD(WB)/SANITARY AND PLUMBING WORKS/Page-68/Item-23 |  |        |        |         |              |            |          |       |            |
| 80  | Supply of UPVC pipes (B Type) & fittings conforming to IS-13592-1992 .   |        |        |         |              |            |          |       |            |
| 80.01   | Solvent Cement. 250 ML.  |        |        |         |              |            |          |       |            |
|   |  | 1      |        |         |              | 1.000 No.  |          |       |            |
|   |  |        |        |         |              | 1.000 No.  | 103.000  | Each  | 103.00     |
|   |  |        |        |         | <b>Total</b> |            |          |       |            |
| PWD(WB)/SANITARY AND PLUMBING WORKS/Page-74/Item-24 |  |        |        |         |              |            |          |       |            |
| 81  | Labour for fitting and fixing U.P.V.C. pipes for above ground work including cost of jointing materials etc. fitting and fixing all necessary specials, cutting pipes, cutting holes in walls or R.C. floor where necessary and mending good all damages excluding the cost of masonry   |        |        |         |              |            |          |       |            |
| 81.01   | Underground. 110 mm dia.   |        |        |         |              |            |          |       |            |
|   |  | 20     | 1.000  |         |              | 20.000 M   |          |       |            |
|   |  |        |        |         |              | 20.000 M   | 84.000   | metre | 1680.00    |
|   |  |        |        |         | <b>Total</b> |            |          |       |            |
| PWD(WB)/SANITARY AND PLUMBING WORKS/Page-87/Item-1  |  |        |        |         |              |            |          |       |            |
| 82  | Constructing Inspection pit of inside measurement 600mm X 600mm X upto 600mm(depth) with 250 mm thick 1st. class brick work in cement mortar(4:1) on all sides, bottom of the pit consisting of 100 mm thick cement concrete(1:6:3) with stone chips over a layer of jhama brick flat soiling, 15 mm thick (1:4) cement plaster after work complete in all respect with all costs of labour and materials. |        |        |         |              |            |          |       |            |
| 82.01   | With Bazree (Pakur Variety),(SAIL/TATA/RINL)   |        |        |         |              |            |          |       |            |
|   |  | 2      |        |         |              | 2.000 No.  |          |       |            |
|   |  |        |        |         |              | 2.000 No.  | 6434.000 | each  | 12868.00   |
|   |  |        |        |         | <b>Total</b> |            |          |       |            |
| PWD(WB)/SANITARY AND PLUMBING WORKS/Page-88/Item-3  |  |        |        |         |              |            |          |       |            |


| Member  | Description of Item  |        |         |        | Quantity              | Rate      | Unit | Amount Rs. |
|---|--|--------|---------|--------|-----------------------|-----------|------|------------|
|   | Number   | Length | Breadth | Height |                       |           |      |            |
| 83  | Construction of Septic tank of different capacities as per approved drawing with 1st class brick work in cement mortar (4:1) including two 560 mm dia. R.C.C. manhole cover of approved make supplied, fitted and fixed in the icial stone flooring is to be done with admixture of water proofing compound @ 5% by weight of cement, complete in all respect as per directon of Engineer-In-Charge. |        |         |        |                       |           |      |            |
| 83.01   | For 30 users.  |        |         |        |                       |           |      |            |
| 83.02   | With Bazree (N.B.Variety).(SAIL/TATA/RINL)   |        |         |        |                       |           |      |            |
|   | 1  |        |         |        | 1.000 No.<br>1.00 No. | 57267.000 | Each | 57267.00   |
| <b>Total</b>  |  |        |         |        |                       |           |      |            |
| PWD(VB)/SANITARY AND PLUMBING WORKS/Page-89/Item-4  |  |        |         |        |                       |           |      |            |
| 84  | Construction of circular soak well 2.5 metre deep in all types of sandy soils with dry brick work upto 1.6 metre from the bottom having 150 mm intermediate cement brick work(6:1) band all round and cement brick with 250 mm thick dry brick work and 250 mm thick cement brick work(6:1) and 1.00 m. inside dia.  |        |         |        |                       |           |      |            |
| 84.01   | (SAIL/TATA/RINL)   |        |         |        |                       |           |      |            |
|   | 1  |        |         |        | 1.000 No.<br>1.00 No. | 15532.000 | Each | 15532.00   |
| <b>Total</b>  |  |        |         |        |                       |           |      |            |
| PWD(VB)/SANITARY AND PLUMBING WORKS/Page-82/Item-22 |  |        |         |        |                       |           |      |            |
| 85  | Supplying, fitting and fixing towel rail with two brackets.  |        |         |        |                       |           |      |            |
| 85.01   | C.P. cover brass.  |        |         |        |                       |           |      |            |
| 85.02   | 25 mm dia. and 600 mm long.  |        |         |        |                       |           |      |            |
|   | 2  |        |         |        | 2.000 No.<br>2.00 No. | 430.000   | Each | 860.00     |
| <b>Total</b>  |  |        |         |        |                       |           |      |            |
| PWD(VB)/SANITARY AND PLUMBING WORKS/Page-81/Item-15 |  |        |         |        |                       |           |      |            |
| 86  | Supplying, fitting and fixing bevelled edge mirror 5.5 mm thick silver red as per I.S. 3438/1965 together with brass C.P. hinges.  |        |         |        |                       |           |      |            |
| 86.01   | 600 mm X 450 mm.   |        |         |        |                       |           |      |            |
|   | 2  |        |         |        | 2.000 No.<br>2.00 No. | 484.000   | Each | 968.00     |
| <b>Total</b>  |  |        |         |        |                       |           |      |            |
| PWD(VB)/SANITARY AND PLUMBING WORKS/Page-82/Item-18 |  |        |         |        |                       |           |      |            |
| 87  | Supplying, fitting and fixing soap holder.   |        |         |        |                       |           |      |            |
| 87.01   | Fibre glass.   |        |         |        |                       |           |      |            |
|   | 2  |        |         |        | 2.000 No.<br>2.00 No. | 58.000    | Each | 116.00     |
| <b>Total</b>  |  |        |         |        |                       |           |      |            |
| PWD(VB)/SANITARY AND PLUMBING WORKS/Page-81/Item-16 |  |        |         |        |                       |           |      |            |

*[Signature]*  
Sub Asst. Engineer  
SILIGURI MUNICIPAL CORPORATION

| Sl. No.                                     | Description of Item   |        |        |         |        | Quantity   | Rate    | Unit | Amount Rs.  |
|---|---|--------|--------|---------|--------|------------|---------|------|---|
|   | Member  | Number | Length | Breadth | Height |            |         |      |   |
| 88  | Supplying, fitting and fixing glass shelf with aluminium guard rails. |        |        |         |        |            |         |      |   |
| 88.01                                       | Ordinary type with 5.5 mm sheet glass.                                |        |        |         |        |            |         |      |   |
| 88.02                                       | 450 mm X 125 mm.  |        |        |         |        |            |         |      |   |
|   |   | 2      |        |         |        |            |         |      |   |
| <b>Total</b>                                |   |        |        |         |        | 2,000 No.  |         |      | 682.00  |
|   |   |        |        |         |        | 2.00 No    | 341,000 | Each |   |
| <b>TOTAL AMOUNT</b>                         |   |        |        |         |        |            |         |      | 6,17,381.61   |
| 18 % GST on Total Amount                    |   |        |        |         |        |            |         |      | 1,11,128.69   |
| Sub - Total 1 (Total Amount + GST)          |   |        |        |         |        |            |         |      | 7,28,510.30   |
| 3 % Contingency on Sub-Total 1              |   |        |        |         |        |            |         |      | 21,855.31   |
| Sub - Total 2 (Sub - Total 1 + contingency) |   |        |        |         |        |            |         |      | 7,50,365.61   |
| Labour Welfare Cess 1% on Sub-Total 1       |   |        |        |         |        |            |         |      | 7,285.10  |
| Grand total                                 |   |        |        |         |        |            |         |      | 7,57,650.71   |
|   |   |        |        |         |        | <b>Say</b> |         |      | <b>7,57,651.00</b>  |
|   |   |        |        |         |        |            |         |      | (Rupees seven lakh fifty seven thousand six hundred fifty one) only |

  
Sub Asst. Engineer  
SILIGURI MUNICIPAL CORPORATION

  
Assistant Engineer  
Siliguri Municipal Corporation

  
Executive Engineer  
SILIGURI MUNICIPAL CORPORATION